

GCSEs - what to expect

- **Key dates** - Available on the school website: [Exams - Carrington School](#)
- **Assessment information**
- **Exam board information**
- **Exam preparation and resources**

Exam Information 2023

Mock Exam Timetable February/March 2023



Route 4 Mock Exam Timetable February/March 2023



Summer GCSE Timetable



JCQ Contingency Day Information



Spring and Summer Assessment Dates



Carrington School Exam Candidate Handbook



Key dates - Internal exams

- Next week students complete mock exams in English, maths and science

Monday 27 Feb	Tuesday 28 Feb	Wednesday 1 March	Thursday 2 March	Friday 3 March
			YEAR 11 START AT 11:05 UNLESS PRODUCT DESIGN	
08:30 English Language Walking Talking Paper 2 1hr 45	08:30 English Literature Paper 2 2hr 15	<i>Normal lessons</i>	08:30 Product Design (in class) 2hrs	08:30 Maths Paper 3 Calculator 1hr 30
			09:00 Year 10 Religious Paper 1 1hr 45m	
Break	Break	Break	Break	Break
11:25 Biology Combined: 1hr 10 Triple: 1hr 45	11:25 Maths Paper 1 Non-Calculator 1hr 30	10:35 English Language Paper 2 1hr 45	11:05 Chemistry Combined: 1hr 10 Triple: 1hr 45	10:45 Physics Combined: 1hr 10 Triple: 1hr 45
Lunch (Year 11 finish except invited students)	Lunch (Year 11 finish except Economics and invited students)	Lunch (Year 11 finish except invited students)	Lunch	Lunch (Year 11 finish)
	13:35 Economics 1hr 30m	13:35 Year 10 Religious Studies Paper 2 55m	13:30 Maths Paper 2 Calculator 1hr 30	

- Product Design students sit an exam on Thursday 2 March
- Acting students will sit their Maths paper 2 @8.30am on Thursday 2 March



Key dates - mock exams start and finish times

- To support students, start and end times to the day will vary during the week;
Monday 27th – finish after biology exam
Tuesday 28th – finish after the maths exam (except for economics students)
Wednesday 1st – finish after English Language exam
Thursday 2nd – start school at 11.00am (Except product design and acting students)
Friday 3rd – finish after the physics exam
- There will be sessions provided by English, maths and science for specific students on specific topics on Monday – Wednesday.


Monday 27 Feb	Tuesday 28 Feb	Wednesday 1 March	Thursday 2 March	Friday 3 March
			YEAR 11 START AT 11:05 UNLESS PRODUCT DESIGN	
08:30 English Language Walking Talking Paper 2 1hr 45	08:30 English Literature Paper 2 2hr 15	<i>Normal lessons</i>	08:30 Product Design (in class) 2hrs 09:00 Year 10 Religious Paper 1 1hr 45m	08:30 Maths Paper 3 Calculator 1hr 30
Break	Break	Break	Break	Break
11:25 Biology Combined: 1hr 10 Triple: 1hr 45	11:25 Maths Paper 1 Non-Calculator 1hr 30	10:35 English Language Paper 2 1hr 45	11:05 Chemistry Combined: 1hr 10 Triple: 1hr 45	10:45 Physics Combined: 1hr 10 Triple: 1hr 45
Lunch (Year 11 finish except invited students)	Lunch (Year 11 finish except Economics and invited students)	Lunch (Year 11 finish except invited students)	Lunch	Lunch (Year 11 finish)
	13:35 Economics 1hr 30m	13:35 Year 10 Religious Studies Paper 2 55m	13:30 Maths Paper 2 Calculator 1hr 30	



Key dates – Internally run assessments

Subject	Date	Time	Duration
Music Exam	Thursday 12 January	09:00	1 hour
Hospitality and Catering Practical Exam	Tuesday 31 January, Thursday 2 & Friday 3 February	08:30 – 12:00	3 hours 30 minutes
Art Mock Exam	Thursday 2 & Wednesday 8 February	8:30 – 15:05	All day
Mock Exams Year 11 (and Year 10 PX)	Monday 27 February – Friday 3 March	See attached timetable	See attached timetable
MFL Mock Speaking Exams	Monday 6 – Friday 10 March (Exact dates TBC)	All day	Approximately 25-30 minutes per student
Acting Practical Exam	Tuesday 25 April	All day	1 hour per group
MFL Speaking Exams	Monday 27 & Tuesday 28 March	All day	Approximately 25-30 minutes per student
Art Exam Day 1	Wednesday 26 April	8:30 – 15:05	All day
Art Exam Day 2	Thursday 4 May	8:30 – 15:05	All day
GCSE Exams	Monday 15 May – Wednesday 21 June	See attached timetable	See attached timetable

- Assessments organised in school that count towards the final qualifications.



GCSE's

Date	Time	Subject	Title	Duration	Code
Monday 15 May	AM	Year 10 Religious Studies	Paper 1: Religion and Ethics	1hr 45m	1RB0 1
Tuesday 16 May	AM	Combined Science	Paper 1: Biology	1hr 10m	1SC0 1B
	AM	Biology	Paper 1	1hr 45m	1BI0 1
	PM	Media Studies	Paper 1: Television and Promotion Media	1hr 45m	J200/01
Wednesday 17 May	AM	English Literature	English Literature Paper 1	1hr 45m	8702/1
	PM	Economics	Introduction to Economics	1hr 30m	J205/01
Thursday 18 May	AM	History	Paper 1: Thematic Study and Historic Environment	1hr 15m	1HI0
	PM	Business	Paper 1: Investigating Small Business	1hr 45m	1BS0 01
Friday 19 May	AM	Maths	Paper 1: Non-Calculator	1hr 30m	1MA1 1
	PM	Computer Science	Paper 1: Principles of Computer Science	1hr 30m	1CP2 01
	PM	Psychology	Studies and Applications in Psychology 1	1hr 30m	J203/01

- ❖ Start (for year 11) on Tuesday 16th May
- ❖ Last exam Wednesday 21st June
- ❖ AM exams start at 9am
- ❖ PM exams start at 1pm
- ❖ Exam timetable on the school website
- ❖ Mrs Howell will distribute individual timetables to each student
- ❖ Contingency days are where exams can be rescheduled in the event of significant national disruption.
- ❖ Students need to be available until the last contingency day – 28th June.

22/02/2023

5



GCSE's – Student Exam Information


- ❖ All exams are run under JCQ exam rules.
- ❖ Students will receive an information booklet and assembly prior to the exams.
- ❖ This will reiterate JCQ regulations.
- ❖ Anything that doesn't follow JCQ rules (deliberate or accidental) is classed as malpractice.
- ❖ In exams, anything out of the ordinary, is classed and logged as an incident.

Warning to Candidates

1. You **must** be on time for all your examinations.
2. **Possession of a mobile phone** or other unauthorised material is **not allowed** even if you do not intend to use it. You will be subject to penalty and possible disqualification from the exam/qualification.
3. You **must not** talk to, attempt to communicate with or disturb other candidates once you have entered the examination room.
4. You **must** follow the instructions of the invigilator.
5. You **must not** sit an examination in the name of another candidate.
6. You **must not** become involved in any unfair or dishonest practice in any part of the examination.
7. If you are confused about anything, only speak to an invigilator.

NO MOBILE PHONES NO WATCHES

NO POTENTIAL TECHNOLOGICAL/WEB
ENABLED SOURCES OF INFORMATION



Possession of unauthorised items, such as a mobile phone
or any watch, is a serious offence and could result in

DISQUALIFICATION

from your examination and your overall qualification.

22/02/2023

6



In school preparation

- ✓ Students will have exam specific lessons in:
- ✓ Planning
- ✓ Online revision
- ✓ Offline revision
- ✓ Managing stress

1. Planning

- Plan by session (about half an hour a time)
- Plan subjects for revision
- Plan topics to revise (your weakest)
- Set up a working area
- Carry out your plan

www.getrevising.co.uk

The screenshot shows the 'Study Planner' interface. At the top, there's a 'Manage your exams' button with a tooltip that says 'All your exam information is stored in here'. Below this are several dashed boxes for 'Add a new commitment', 'Edit subjects', 'Add a new deadline', 'Edit classes', and 'Add a new holiday'. To the right, there's a 'Printable PDF' button and a 'Put it on your wall' button with a tooltip that says 'Choose which weeks you want to print out'. A 'Help' button is also present. The main section shows a weekly view for '28th February - 6th March'. The days are Mon 28th, Tue 1st, Wed 2nd, Thu 3rd, Fri 4th, Sat 5th, and Sun 6th. The time slots are 08:00 - 09:00 and 09:00 - 10:00. The schedule shows GCSE Mathematics on Mon 28th, GCSE English on Tue 1st, GCSE Chemistry on Wed 2nd, GCSE English Literature on Thu 3rd, and GCSE English Literature on Sun 6th. The Sat 5th slot is empty and labeled 'add activity'.

	Mon 28th	Tue 1st	Wed 2nd	Thu 3rd	Fri 4th	Sat 5th	Sun 6th
08:00 - 09:00							add activity
09:00 - 10:00	GCSE Mathematics	GCSE English	GCSE Chemistry	GCSE English Literature			GCSE English Literature

22/02/2023

7



Online revision

1. Useful websites

www.gcsepod.com

www.aqa.org.uk

[Pearson qualifications | Edexcel, BTEC, LCCI and EDI | Pearson qualifications \(EDEXCEL](#)

<http://www.bbc.co.uk/schools/gcsebitesize/>

www.Tassomai.com (English maths and science)

a) GCSEpod

- A full set of revision audiopods, with question banks

- [GCSEPod Student Site Tour - YouTube](#)

Exclusive Parent Webinars

Join a GCSEPod webinar and find out how you can use GCSEPod to support your child's learning plus get tips and guidance on effective home learning practices.

BOOK FOR 9TH MAR @ 5PM

BOOK FOR 23RD MAR @ 5PM

Exclusive Student Webinar

How to Fail, Successfully

Effective Techniques to Succeed with GCSEPod

This webinar will cover:

- **Forgetting** – Why do we forget and how does this help us remember?
- **Procrastinating** – Should we procrastinate and how does this help us learn?
- **Failing** – Is failing bad and how does it help us succeed?

30 mins

BOOK FOR 23RD MARCH @ 9AM

BOOK FOR 24TH MARCH @ 5PM




Online revision

b) AQA and Pearson

- ✓ Can access past paper and mark schemes
- ✓ Can access advance information
- ✓ Can access subject specifications
- ✓ Can access other support materials

c) BBC bitesize

- ✓ Revision and quick tests for GCSE subjects
- ✓ Register to personalise subjects
- ✓ And to get feedback



Maximise your science revision time
Answer 20 questions and we'll suggest what to study

[Get started](#)

d) Tassomai

- ✓ Multiple choice questions in science, maths and English
- ✓ Helps memory recall for key facts

All GCSE subjects

These subjects may contain both Guides for students and Classroom videos for use by teachers.

Art and Design	Biology (Single Science)	Business	Chemistry (Single Science)	Combined Science	Computer Science
Design and Technology	Digital Technology (CCEA)	Drama	English Language	English Literature	French
Geography	German	History	Home Economics: Food and Nutrition (CCEA)	Hospitality (CCEA)	ICT
Irish - Learners (CCEA)	Journalism (CCEA)	Learning for Life and Work (CCEA)	Maths	Maths Numeracy (WJEC)	Media Studies
Modern Foreign Languages	Moving Image Arts (CCEA)	Music	Physical Education	Physics (Single Science)	Religious Studies
Science	Spanish	Welsh Second Language (WJEC)			



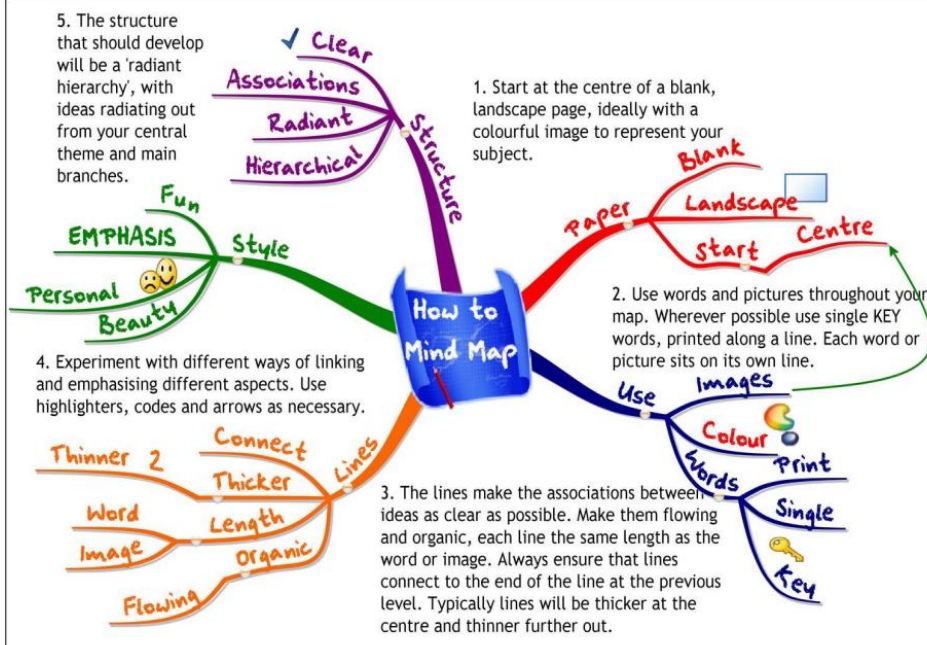
Offline revision

- 3 simple techniques – adaptable for a number of subjects

Revision Guidance - Carrington School

- Effective note taking (including flash cards)
- Mind maps
- Mnemonics

Yr.11: Revision Skill Focus of the Week



Yr.11: Revision Skill Focus of the Week

RULE 1: MAKE YOUR OWN FLASHCARDS

This is the most important part of the learning process:



RULE 2: MIX PICTURES & WORDS – IT WILL INCREASE YOUR BRAIN'S ABILITY TO RECALL



Flashcards

a card containing a small amount of information to help aid active recall

RULE 4: FOCUS ONE FLASHCARD ON ONE ASPECT OF THE TOPIC = YOU WILL HAVE A COLLECTION OF FLASHCARDS FOR EACH TOPIC.




RULE 3: USE MNEMONIC DEVICES TO CREATE MENTAL CONNECTIONS

Power and Conflict Poetry:
Compare HOW the poets do 'X'.

HOW = techniques/strategies poets use:

- SITUATION
- LANGUAGE
- STRUCTURE



Yr.11: Revision Skill Focus of the Week

Similar Traits Technique:

Two words you would like to remember and link in your mind:

RICHMOND - VIRGINIA
Find things they have in common (e.g., second letter "I"; eight letters)
Find smaller words within the words:
RICH MAN - VIRGINIA

Make up a sentence or short visual/story:

"The rich man drinks gin and lives in Virginia"

Peg Systems

- Uses something you know (and won't forget) to "hang" new information on;
- Pairs old information with new information in a visual format;
- Good for remembering items in order;
- Common pegs: the alphabet; numbers; furniture in your house

Mnemonics

A pattern of letters, ideas, or associations which assists in remembering something.

Forming Sentences with First Letters

In this technique, which most students have learned in school, the first letters of a list of words that need to be remembered are taken out to form a silly sentence or another word that is easy to remember.

For example, if one is trying to remember the planets of the solar system:

Mercury, Venus, Earth, Mars, Jupiter, Saturn, Uranus, Neptune, Pluto

Take the letters M, V, E, M, J, S, U, N and P and form a sentence:

"My very extravagant mother just sent us nine pizzas"

The Link & Story Method

Works by making associations between items in a list, linking them in a story, or a flowing image.

The counties of England: Avon, Dorset, Somerset, Cornwall, Devon, Gloucestershire, Hampshire, Surrey:

- An AVON (Avon) lady knocking on a heavy oak DOOR (Dorset)
- The DOOR opening to show a beautiful SUMMER landscape with a SETTING sun (Somerset)
- The setting sun shines down onto a field of CORN (Cornwall)
- The WILTING stalks slowly droop onto the tail of the sleeping DEVIL (Devon)
- On the DEVIL's horn a woman has impaled a GLOSY (Gloucestershire) HAM (Hampshire) when she hit him over the head with it
- Now the Devil feels so RRY (Surrey) he bothered her.

Note that there need not be any reason or underlying plot to the sequence of images: only the images and the links between them are important.

22/02/2023

10

Revision structure

- Set an aim for each session
- Set a time for each session
- Break each topic into chunks
- Produce notes or mind maps containing key ideas
- Test yourself
- Have a way to check progress
- Revisit revision



Active revision

- Mind maps on large paper
- Display pictures and posters around the house
- Display revision prompts around the house
- Record revision and play it another time
- Highlighting (some individual subjects have individual highlighting tips)
- Listen to podcasts – GCSE Pod
- Use apps and video clips
- Read then test yourself
- Verbalise what you have learnt
- Ask someone to quiz you



Qualification information

GCSE Subject Information 2022

Subject	Board	Subject Code
English Language	AQA	8700
English Literature	AQA	8702
Maths	Pearson	1MA1
Combined Science	Pearson	1SC0
Religious Studies Y10	Pearson	1RB0
Art	Pearson	3651QS

- Available on the school website: [Revision Guidance - Carrington School](#)
- Use these codes to identify correct revision materials.
- Access past papers, mark schemes, examiners comments on the exam board websites.

AQA – [AQA – education charity providing GCSEs, A-levels and support](#)

Pearson EDEXCEL – [Edexcel | About Edexcel | Pearson qualifications](#)

OCR – [OCR - awarding body for A Levels, GCSEs, Cambridge Nationals, Cambridge Technicals and other qualifications](#)

WJEC – [Welcome to the WJEC homepage](#)



Achieving success

Pupils who do well:

1. Are self motivated
2. Develop resilience
3. Are organised
4. Are independent workers
5. Plan their time over a long period
6. Understand the exam requirements
7. Plan and carry out revision
8. Perfect exam technique



What can a parent / carer do?

The more parents are engaged in the education of their children, the more likely their children are to succeed in the education system. The scale of the impact is evident across all social classes and all ethnic groups.

1. Home - school link
2. Mediator with school
3. Provide a suitable working environment
4. Provide equipment
5. Pay for materials that will help them succeed



6. Support study by;
 - A) Talk to your sons and daughters about work
 - B) Check Go4Schools
 - C) Check marking and feedback from teachers
 - D) Test them on work they have done
 - E) Help them find past exam papers on the internet
 - F) Help with time management and breaking down tasks
7. Arrange activities that are enjoyable and educational
8. Agreeing and monitoring revision and homework rules
9. Analyse and discuss school reports
10. Challenge teachers, school, governors, yourselves, if your child is underperforming



Useful contacts

- Mr Rolt – Deputy Headteacher: srolt@carringtonschool.org
- Mr Lockhart – Assistant Headteacher: mlockhart@carringtonschool.org
- Mrs Howell – Examinations Officer: showell@carringtonschool.org
- Mrs Miller – Head of Year 11: rmiller@carringtonschool.org
- Mrs Robinson – Raising Aspirations co-ordinator:
srobinson@carringtonschool.org

